



## ZQ901-22

- Stainless steel enclosure
- one-side operation / wire up to 75 m long
- Release push button
- Position indicator
- Robust design
- Large wiring compartment
- Twisting of towing eye not possible
- External watertight collar
- wire pull and breakage detection
- 3 cable entries M 20 x 1.5

## Data

### Ordering data

Product type description	ZQ901-22
Article number (order number)	137001177
EAN (European Article Number)	8905236108006

### Approvals - Standards

Certificates	IFA CCC
--------------	------------

### General data

Standards	EN ISO 13850 EN IEC 60947-5-1 EN IEC 60947-5-5
Housing material	Stainless steel (V4A)

Length of the wire, maximum	75 m
Gross weight	2,111 g

### General data - Features

Indicator lamp	No
Number of auxiliary contacts	2
Number of safety contacts	2

### Safety classification

Standards	EN ISO 13849-1
Mission time	20 Year(s)

### Safety classification - Safety outputs

B <sub>10D</sub> Normally-closed contact (NC)	100,000 Operations
--	--------------------

### Mechanical data

Mechanical life, minimum	1,000,000 Operations
-----------------------------	----------------------

### Mechanical data - Connection technique

Termination	Screw terminals M20 x 1.5
Cable section, minimum	0.75 mm <sup>2</sup>
Cable section, maximum	2.5 mm <sup>2</sup>
Note	All indications including the conductor ferrules.

## Mechanical data - Dimensions

Length of sensor	75 mm
Width of sensor	73 mm
Height of the Sensor, minimum	220 mm
Height of the Sensor, maximum	236 mm

## Ambient conditions

Degree of protection	IP65 IP67 IP69
Ambient temperature	-25 ... +70 °C
Relative humidity, minimum	30 %
Relative humidity, maximum	95 %

## Ambient conditions - Insulation values

Rated insulation voltage $U_i$	500 V
Rated impulse withstand voltage $U_{imp}$	6 kV

## Electrical data

Thermal test current	6 A
Utilisation category AC- 15	230 VAC
Utilisation category AC- 15	4 A
Utilisation category DC- 13	24 VDC
Utilisation category DC- 13	1 A
Switching element	2 NO contact, 2 NC contacts

Switching principle      Snap action

Material of the  
contacts, electrical      Silver

## Note

Note (General)      For lengths of over 10 m, intermediate wire supports must be installed every 3 to 5 m. Recommended cable lengths for pull-wire Emergency-Stop switches in relation to the range of ambient temperature.

As the thimbles are subject to deformation in case of wire pull, the wire should be pulled several times after fitting. After that, the wire must be re-tensioned using the eyebolt or the tensioner.

At 2 m ... 5 m distance intermediate wire supports are required, see accessories

The screwed G24-M20 indicator lamp must be ordered separately, see accessories.

## Documents

### Operating instructions and Declaration of conformity

ZQ901 (512.4 kB, 15.11.2023)

### CCC certification

(943.3 kB, 18.09.2024)

### SISTEMA-VDMA library

(659.3 kB, 04.08.2023)

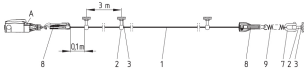
## Pictures

### Product picture (catalogue individual photo)



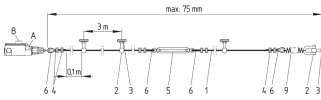
ID: kzq901f01  
| 808.0 kB | .jpg | 352.778 x 766.939 mm - 1000 x 2174 px - 72 dpi  
| 127.3 kB | .png | 74.083 x 160.867 mm - 210 x 456 px - 72 dpi  
| 32.7 kB | .jpg | 56.797 x 123.472 mm - 161 x 350 px - 72 dpi





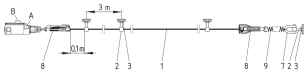
ID: kzq901a02  
 | 37.5 kB | .jpg | 352.778 x 74.083 mm - 1000 x 210 px - 72 dpi

## Operating principle



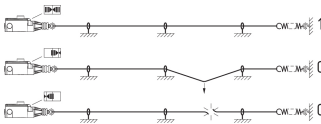
ID: kzq901a03  
 | 55.6 kB | .jpg | 352.778 x 99.836 mm - 1000 x 283 px - 72 dpi

## Operating principle



ID: kzq901a04  
 | 38.5 kB | .jpg | 352.778 x 74.083 mm - 1000 x 210 px - 72 dpi

## Operating principle



ID: kzq901a05  
 | 68.1 kB | .jpg | 352.778 x 128.411 mm - 1000 x 364 px - 72 dpi

K.A. Schmersal GmbH & Co. KG, Möddinghofe 30, 42279 Wuppertal

The details and data referred to have been carefully checked. Images may diverge from original. Further technical data can be found in the manual. Technical amendments and errors possible.

Generated on: 23/09/2024, 07:18